

Fluid Power - Electrical



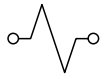
1. Horizontal or Vertical Line



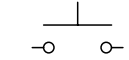
2. Diagonal Line

Text

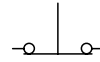
3. Text



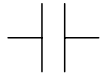
4. Solenoid



5. Normally Open Push Button Switch



6. Normally Closed Push Button Switch



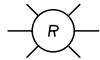
7. Normally Open Relay



8. Normally Closed Relay



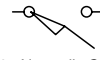
9. Ground



10. Pilot Light



11. Liquid Level



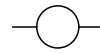
12. Normally Open Limit Switch



13. Normally Closed Limit Switch



14. Three Phase Motor



15. DC Motor